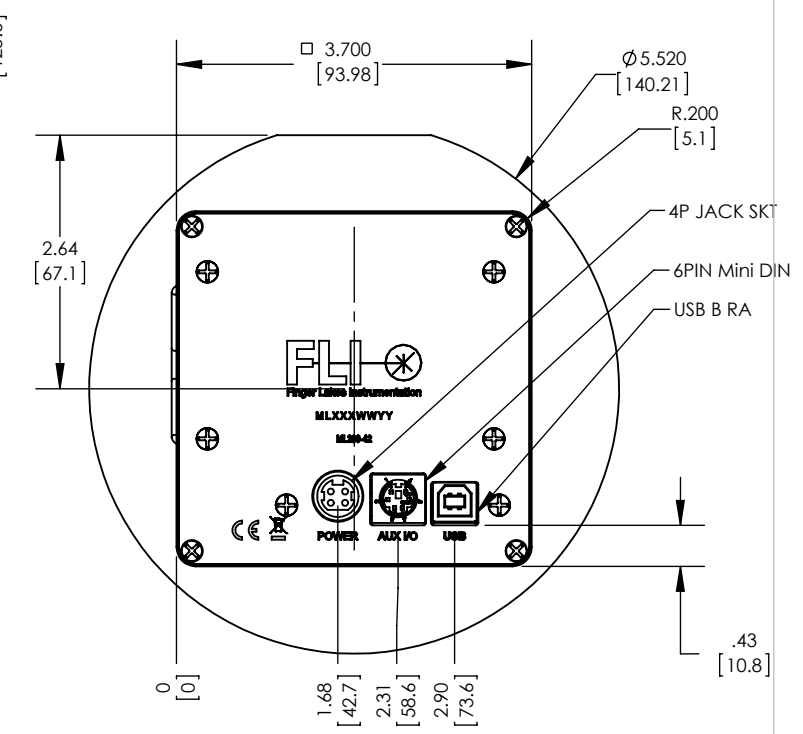
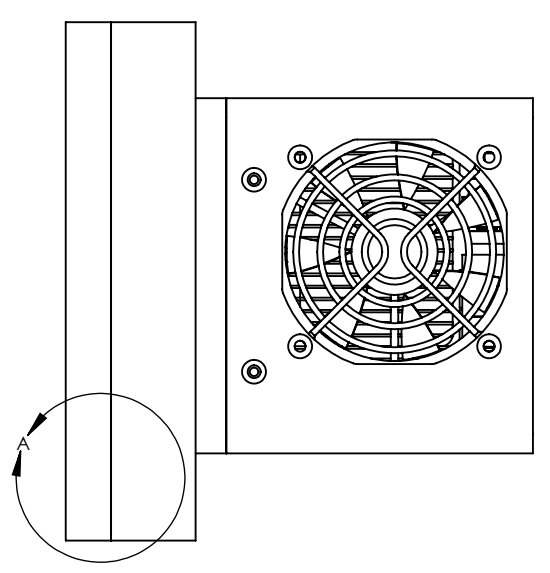
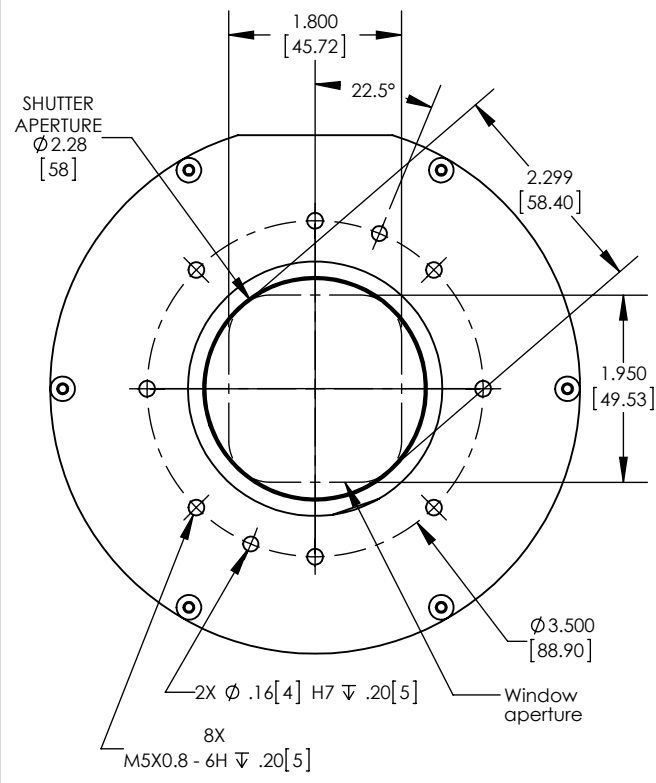
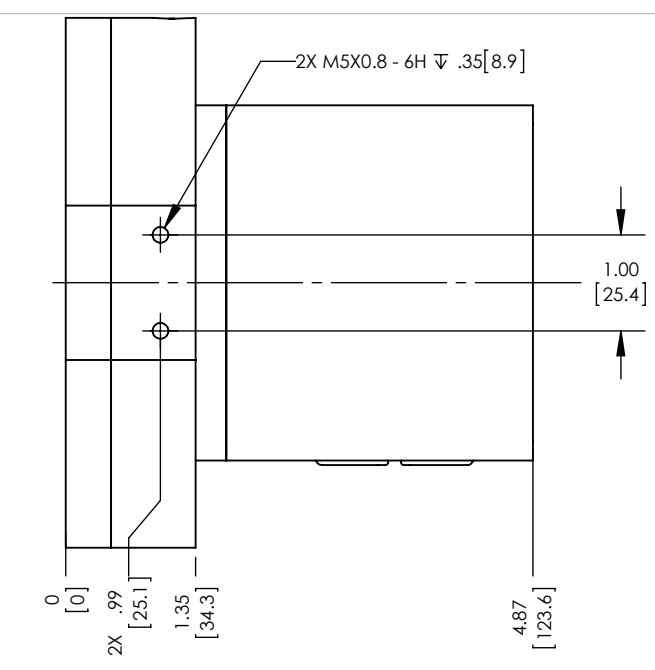
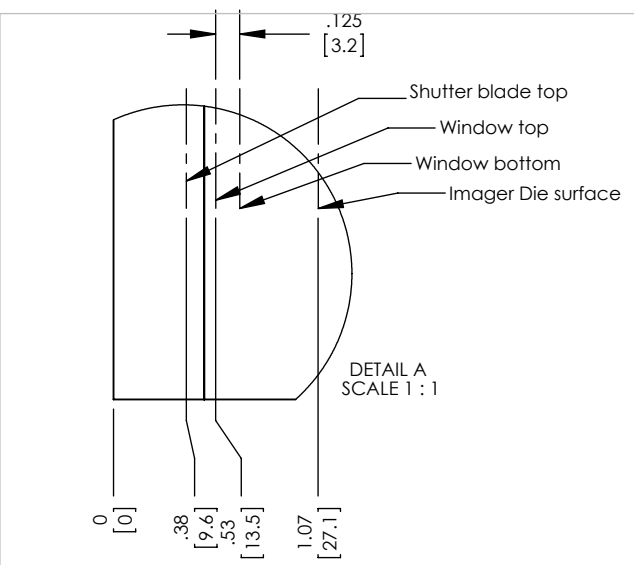


REV.	DESCRIPTION	DATE
A	Release	12/1/12



NOTES:
 1. All dimensions are physical.
 A. For optical distances:
 1. Subtract 1mm for sealing window.
 2. Subtract 0.3mm for CCD cover slip if present
 2. Unless otherwise noted all dimensions are symmetrical about centerline.

M5MA-		NAME	DATE	Unless otherwise specified dimensions are in inches TOLERANCES: $\angle : \pm 1^\circ$ X.XX ±.01 X.XXX ±.003 X.XXXX ±.0005	SIZE												
PROPRIETARY AND CONFIDENTIAL: THE INFORMATION CONTAINED IN THIS DRAWING IS THE SOLE PROPERTY OF FINGER LAKES INSTRUMENTATION. ANY REPRODUCTION IN PART OR AS A WHOLE WITHOUT THE WRITTEN PERMISSION OF FINGER LAKES INSTRUMENTATION IS PROHIBITED.	DO NOT SCALE DRAWING	REC	08/11/15		<table border="1"> <tr> <td>DRAWN</td> <td>REC</td> <td>08/11/15</td> </tr> <tr> <td>ENG.</td> <td></td> <td></td> </tr> <tr> <td>QUALITY</td> <td></td> <td></td> </tr> <tr> <td>PROD.</td> <td></td> <td></td> </tr> </table>	DRAWN	REC	08/11/15	ENG.			QUALITY			PROD.		
DRAWN	REC	08/11/15															
ENG.																	
QUALITY																	
PROD.																	
				INTERPRET GEOMETRIC TOLERANCING PER: ASME Y14.5	WT:												
				SCALE: 1:2	REV												
				TOLERANCING PER: ASME Y14.5	A												
				SHEET 1 OF 1													