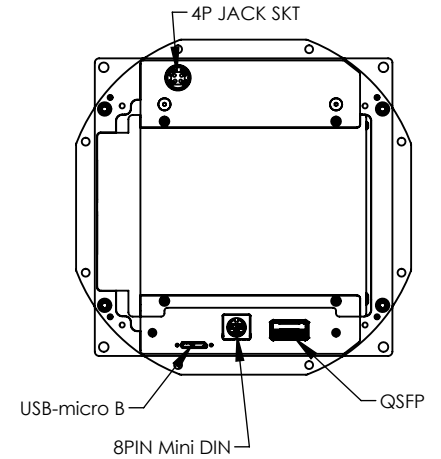
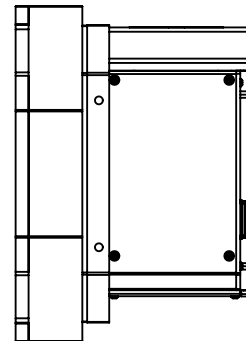
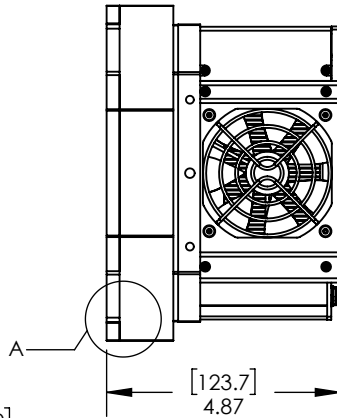
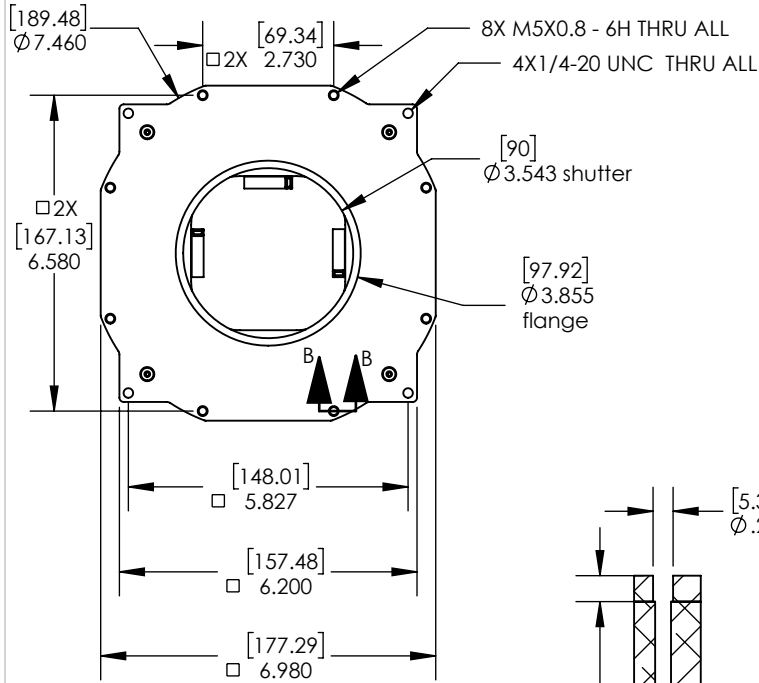
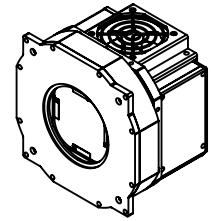
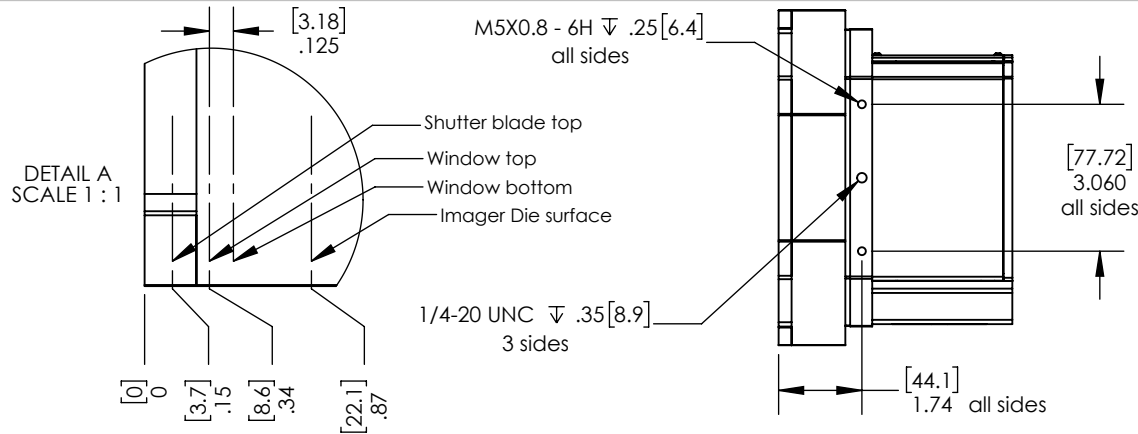


REV.	DESCRIPTION	DATE
A	Release	3/30/2019



- NOTES:
- All dimensions are physical.
 - For optical distances:
 - Subtract 1mm for sealing window.
 - Subtract 0.3mm for CCD cover slip if present
 - Unless otherwise noted all dimensions are symmetrical about centerline.
 - F-ratio: 3.9

X06060 9FA					
			PROPRIETARY AND CONFIDENTIAL: THE INFORMATION CONTAINED IN THIS DRAWING IS THE SOLE PROPERTY OF FINGER LAKES INSTRUMENTATION. ANY REPRODUCTION IN PART OR AS A WHOLE WITHOUT THE WRITTEN PERMISSION OF FINGER LAKES INSTRUMENTATION IS PROHIBITED.		
NAME	DATE	SIZE	A Unless otherwise specified dimensions are in inches TOLERANCES: $\leq .1^{\circ}$ XXX ±.01 X.XXX ±.003 X.XXXX ±.0005 INTERPRET GEOMETRIC TOLERANCING PER: ASME Y14.5	MATERIAL:	
DRAWN	REC	03/30/19		WT: 12.36	FINISH:
ENG.				REV	
QUALITY					
PROD.					
DO NOT SCALE DRAWING			SCALE: 1:4	SHEET 1 OF 1	