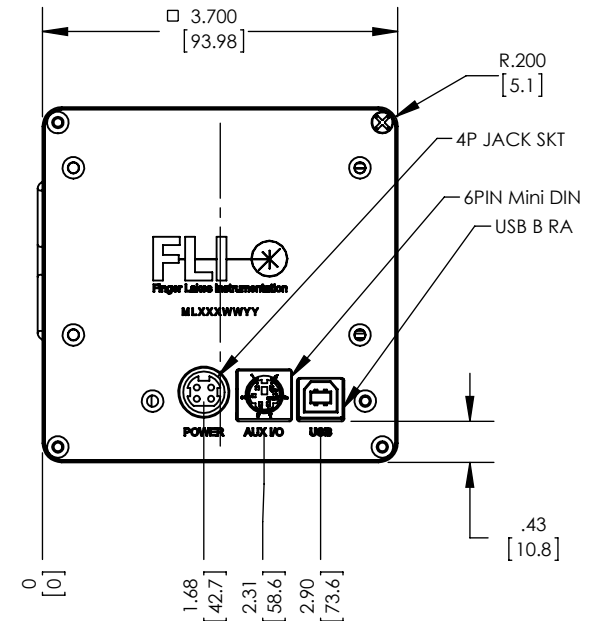
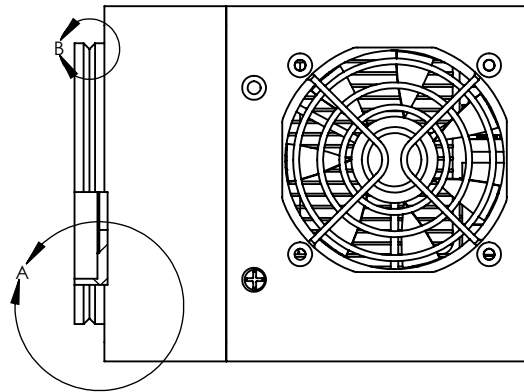
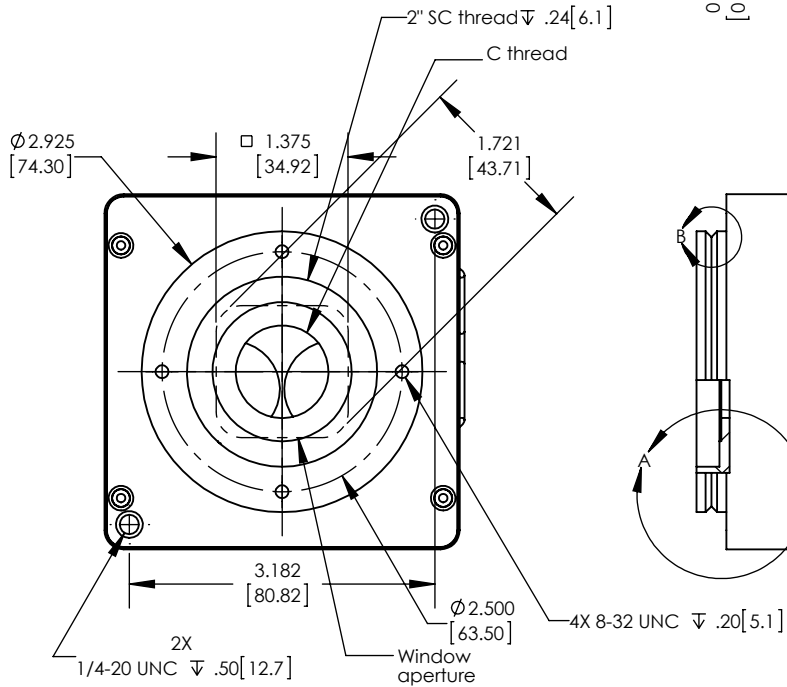
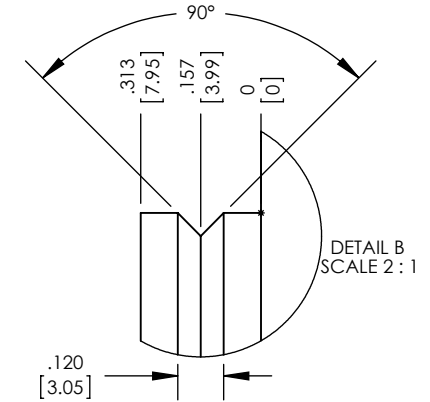


REV.	DESCRIPTION	DATE
-	Release	5/14/06
A	Add c thread callout	1/15/10
B	Chng to larger housing	3/4/10
C	Remove flange screw, add WEE, new logo & focal plane	10/10/12
D	Chng to smaller housing and standardize ML side mounts	5/20/14



- NOTES:
- All dimensions are physical.
 - A. For optical distances:
 - Subtract 1mm for sealing window.
 - Subtract 0.3mm for CCD cover slip if present
 - Unless otherwise noted all dimensions are symmetrical about centerline.

M2RA-		NAME	DATE	Unless otherwise specified dimensions are in inches	SIZE
DRAWN	REC		08/11/15	TOLERANCES:	A
ENG.				∠ : ±1°	WT:
QUALITY				X.XX ±.01	REV
PROD.				X.XXX ±.003	D
DO NOT SCALE DRAWING				X.XXXX ±.0005	SCALE: 1:2
				INTERPRET GEOMETRIC TOLERANCING PER: ASME Y14.5	SHEET 1 OF 1