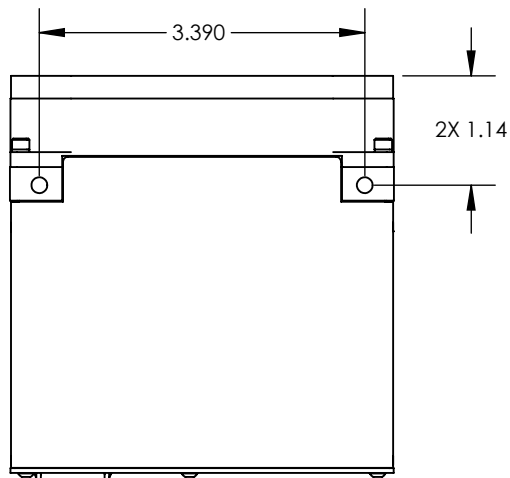
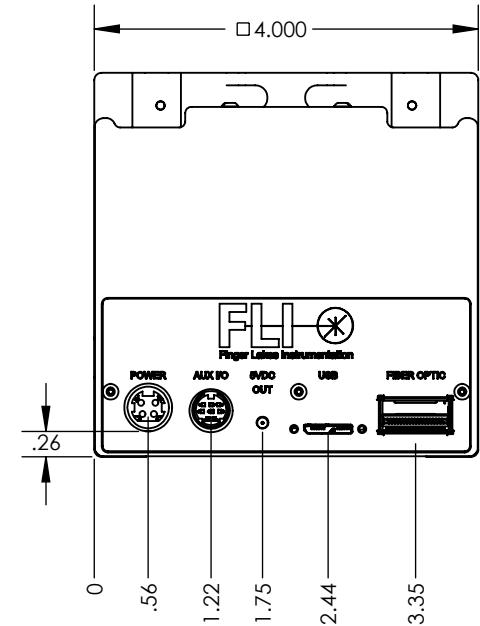
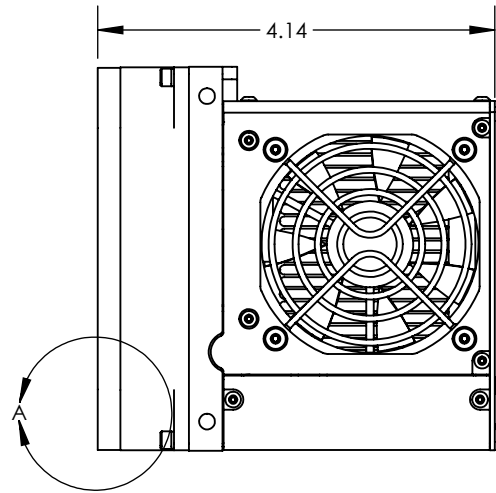
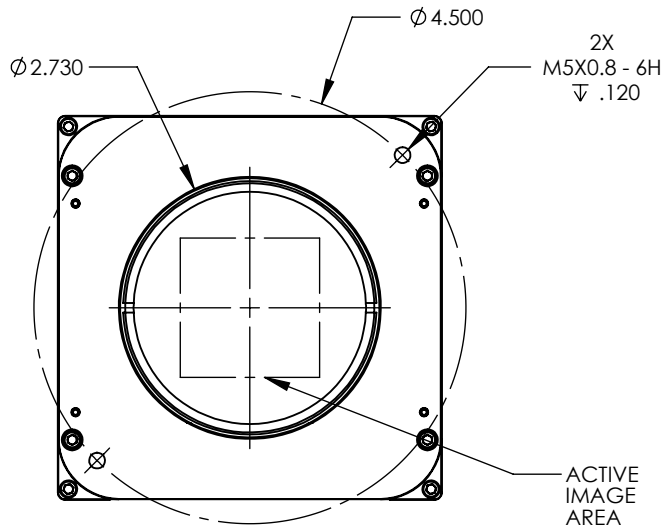
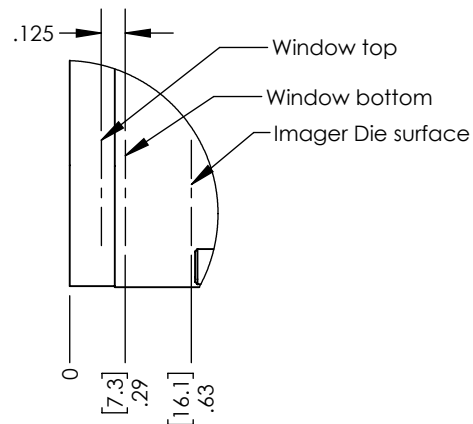


REV.	DESCRIPTION	DATE
A	RELEASE	3/25/17
B	Correct B.F.	1/30/2019



VIEW TYPICAL ALL FOUR SIDES



DETAIL A
SCALE 1 : 1

NOTES:

- All dimensions are physical.
 - For optical distances:
 - Subtract 1mm for sealing window.
 - Subtract 0.3mm for sensor cover slip if present
- Unless otherwise noted all dimensions are symmetrical about centerline.

K04040 -NNA



PROPRIETARY AND CONFIDENTIAL:
THE INFORMATION CONTAINED IN THIS
DRAWING IS THE SOLE PROPERTY OF
FINGER LAKES INSTRUMENTATION.
ANY REPRODUCTION IN PART OR AS
A WHOLE WITHOUT THE WRITTEN
PERMISSION OF
FINGER LAKES INSTRUMENTATION
IS PROHIBITED.

	NAME	DATE	SIZE	A	Unless otherwise specified dimensions are in inches TOLERANCES: $\leq \pm 1^\circ$ X.XX $\pm .01</math>X.XXX \pm .003</math>X.XXXX \pm .0005</math>$	MATERIAL:
DRAWN	REC	3/25/17	WT:			
ENG.			REV	B	INTERPRET GEOMETRIC TOLERANCING PER: ASME Y14.5	FINISH:
QUALITY						
PROD.						
DO NOT SCALE DRAWING			SCALE: 1:2			SHEET 1 OF 1